



# Big Dutchman®

**TRUE  
AVIARY**



## **NATURA® Step / NATURA® Step XL**

Multi-tier open access true aviary layer systems

# NATURA® Step and NATURA® Step XL

- Completely open design for easy movement throughout the entire system
- Innovative stepped design for easy movement between system levels
- Each system row is independent and can stand alone
- True nest with patented tiltable floor design
- Zn-Alu wire coating allows for a clean system
- Easy to manage design

## PERCHES AND PERCH PLACEMENT:



There's science in perch design and placement. Perches allow your flock to have a place to relax, and the design of the perches provides comfort. The placement of perches encourages flock movement which relaxes the flock, and at the same time maximizes proper air circulation, resulting in a healthy and comfortable environment.

The patented approach perch is designed to protect any mislaid eggs. It also positions the hens to face outside of the system while roosting, allowing the manure to fall onto the manure belt, resulting in lower ammonia levels and a cleaner system.

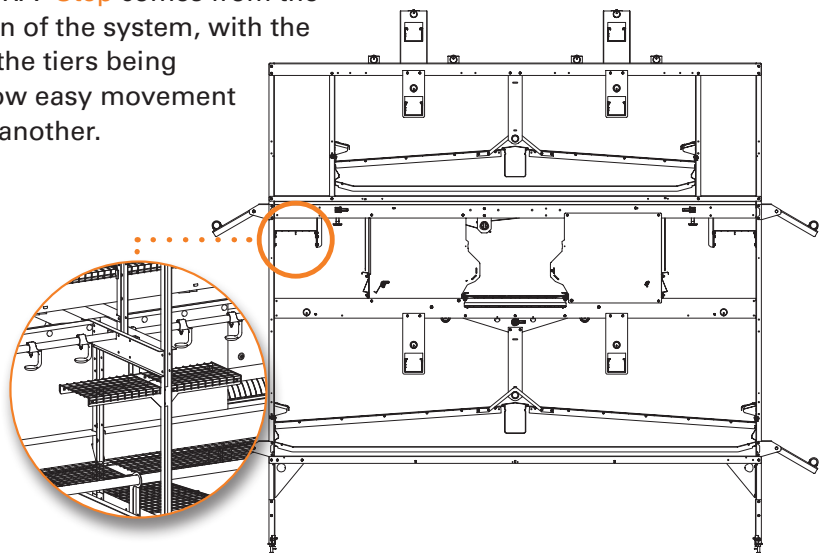


## EASY MOVEMENT VERTICALLY FROM ONE TIER TO ANOTHER:



The name NATURA® Step comes from the "stepped" design of the system, with the arrangement of the tiers being staggered to allow easy movement from one tier to another.

The hens use our special hop and turn platforms shown in the photo above and circled here to further assist in movement from tier to tier.




## NEST AND ENVIRONMENT:


The nest environment consists of a staging area, fresh drinking water, and the nest. The staging area is for the birds as they wait to enter and leave the nest. The tilting nest floor and central egg belt work together to maximize egg production.




## OPERATION OF THE TILTING NEST FLOOR (PATENT-NO. EP 1 086 623 A2):



The egg belt is located in the center, allowing the eggs to be laid directly in front of the belt. This design ensures the shortest possible roll-off distance for the eggs, **minimizing the amount of cracked and checked eggs.**



Before the divided nest floor completely closes, it is raised slightly in the center, **providing a gentle egg roll-off onto the center egg belt.**



The nest floor is raised completely, allowing any dirt to drop off the nest insert, and closes off the nest **to prevent hens from entering and brooding inside.**

## EGG BELT AND COLLECTION:




NATURA® Step single egg belt



NATURA® Step XL dual egg belts

After the eggs leave the nest, our perforated egg belts hold the eggs in place as they move to the egg elevator. Both systems have longitudinal perforated egg belts and are designed to withstand high tensile loads.

### EGGCELLENT ELEVATOR:



The EGGCELLENT egg elevator uses an innovative design to provide high-volume egg collection with fewer adjustments and maintenance while providing protection for the egg, resulting in fewer cracks and checks.

The EGGCELLENT's unique egg conveying chain is made of interlocked plastic module parts, which will not stretch and requires no lubrication. These chain modules feature integrated soft padding for impact protection to provide gentle egg transport.

Protected by our patented approach perch is an optional automatic egg collector which collects any eggs that are not laid inside the nest. The approach perch protects them while the automatic collector transports the eggs to the elevator.




### EGGTRAX:



The EggTrax transfer unit provides gentle and safe transfer from the egg belt to the conveyor and to the elevator.

- Pressure fingers provide a gentle transfer
- Adjustable tension wires help to clean eggs of any feathers and dirt
- Cleaning brush helps to maintain a clean egg belt
- Tool-less removal of the unit allows for quick and easy cleaning

### FRESH WATER:



The hens have 360° access to fresh drinking water throughout the system. Each compartment is equipped with stainless steel nipples, providing every hen with easy access to water at any time. Drip water cups prevent corrosion and help to keep the manure dry.

### FRESH FEED:



The CHAMPION™ chain feeding system presents feed at pre-set levels and allows birds easy access to feed. An extra wide trough and special lip design keep feed in front of your hens, maximizing feed conversions.

## LIGHTING:



AISLE LIGHTING



SYSTEM LIGHTS



UNDER THE SYSTEM LIGHTS

A well-defined lighting program for the barn significantly contributes to successful egg production. Our lighting is strategically placed to ensure all areas are properly lit. Lights placed under the system help reduce floor eggs. Contact our Aviary Specialist to assist with coordinating your lights for optimal usage and to assist with synchronization for the dim-down period.

## MANURE HANDLING:



A by-product of egg production is manure, which can be utilized cost-effectively by the producer. The manure belts beneath the tiers collect the droppings, which is a prerequisite for clean and healthy hens. Optional manure belt ventilation can assist in further reducing the moisture content of the manure.

- Significantly reduced ammonia within the house
- Cleaner healthier hens
- Reduced fly infestation due to regular manure removal
- 50% less storage requirement compared to liquid manure
- Easily spread with both plate and flicker distribution machines
- Drying manure is officially recognized as an environmentally sound procedure

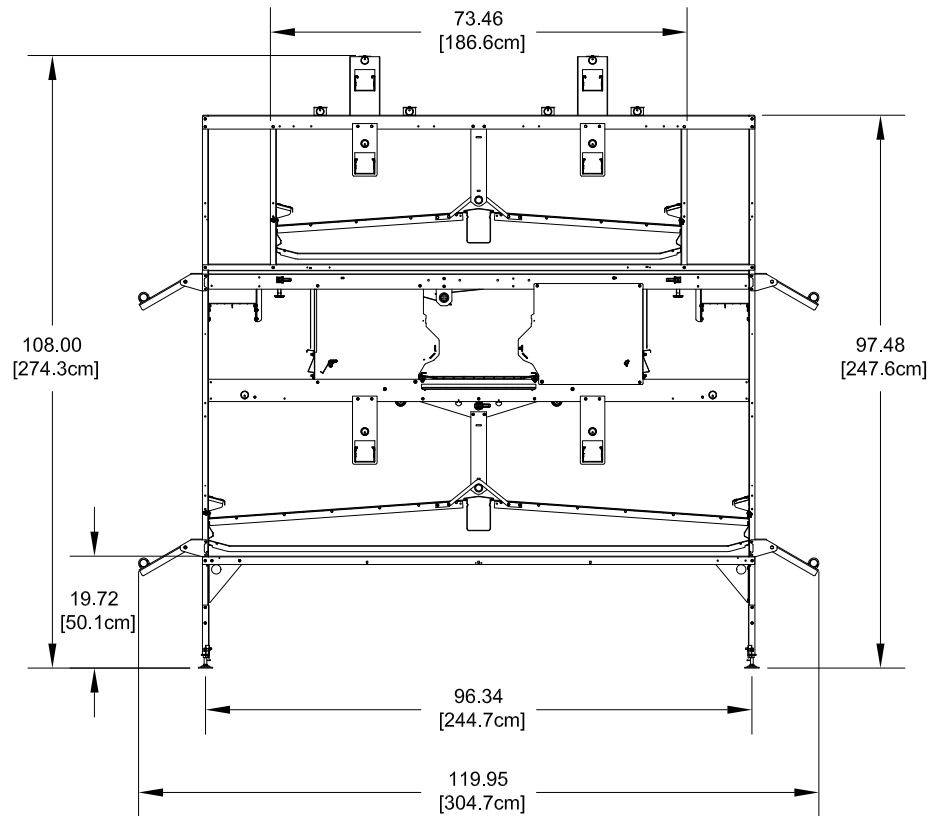
## SYSTEM AND FLOCK MANAGEMENT:



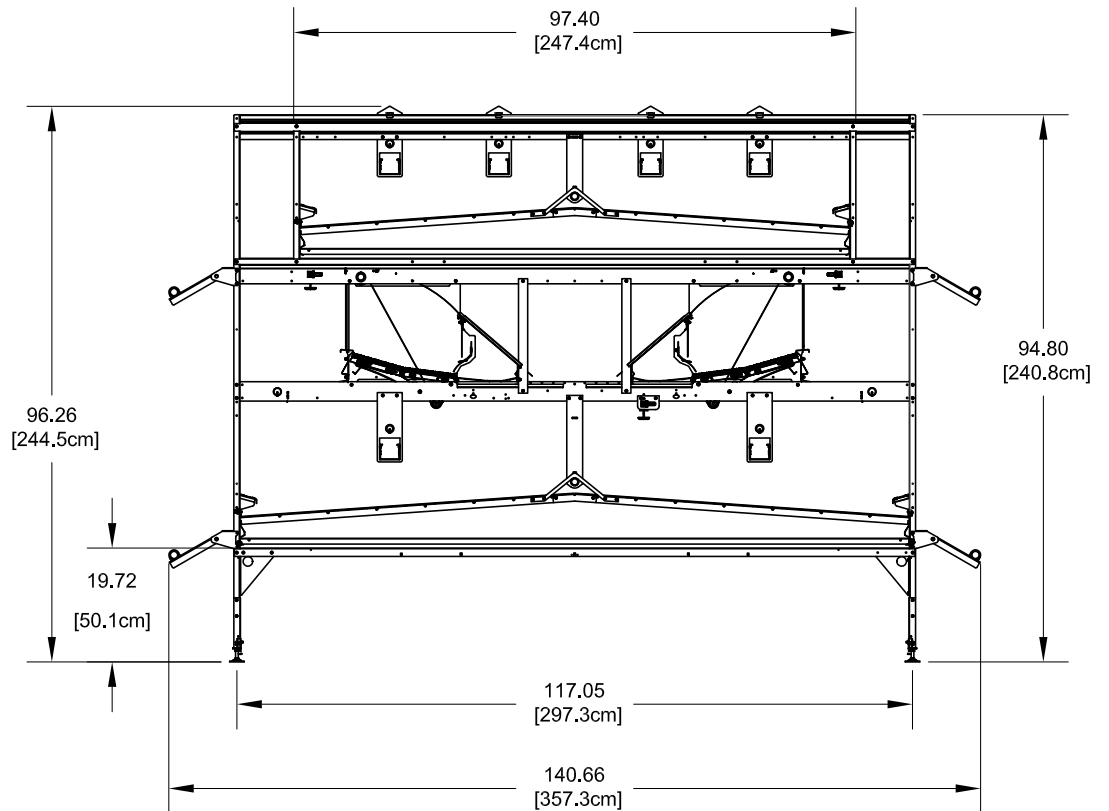
The NATURA® Step system is a fairly easy system to manage due to its open concept.

- System egg belts can be utilized to reduce mislaid eggs
- Dedicated nest levels have been proven to maximize nest acceptance and reduce crowding
- Open space optimizes bird movement
- Access under the system allows birds to have more space to move while workers walk the aisles to inspect the system and flock

## NATURA<sup>®</sup> Step



## NATURA<sup>®</sup> Step XL



**Big Dutchman.**

Big Dutchman North America  
 3900 John F. Donnelly Dr. · Holland, MI 49424  
 Tel. +1-616-582-4000 · Fax +1-616-392-6188  
 bigd@bigdutchmanusa.com · www.bigdutchmanusa.com

Technical details are subject to change. 04/2023