



Big Dutchman®



NATURA® Primus

Three-tier aviary for rearing healthy and uniform pullets

NATURA® Primus

The ideal aviary system for getting your young flock off to the best start.

For rearing pullets, Big Dutchman offers you the three-tier **NATURA® Primus** aviary system. This system provides your young flock with the ideal conditions for a smooth and healthy transition from the rearing house to the laying house, resulting in excellent laying performance.

The **NATURA® Primus** gets your flock off on the right foot with their development separated into two phases: the move-in phase, and the open phase, resulting in an easy and healthy transition from the rearing system to a **NATURA®** laying system.

PHASE 1: MOVE IN PHASE – MOVING THE CHICKS INTO THE START TIER (DAY-OLD CHICKS):



The day-old chicks are placed in the central tier of the system for the first 10 days, allowing for better temperature control and an easier-to-manage system during this first phase of rearing.

During the first phase, half of the flock is moved to the bottom tier in order to provide more space for the birds to move around. At 10 days all interior doors can be opened to gradually introduce the birds to a larger flock.

PHASE 2: OPEN PHASE – OPENING THE SYSTEM (APPROXIMATELY 3 WEEKS OLD):

At about the third week, the middle and bottom tiers are opened to provide access to the aisles, which allows the chicks to develop healthy bone density and strong muscles.

THE 3 TIER SYSTEM IS DIVIDED TO DEVELOP THE HEALTHIEST FLOCK POSSIBLE:

Center and Bottom Tiers – These tiers are used to provide a start for the first 3 weeks, with perching, watering, and feeding.

Top Tier – This tier is used when the system is opened up at the 9th week, or when the water lines are at the top adjustment in the middle and bottom tiers.

When the system is opened, the flock is able to jump and move between tiers by use of the ramps, bridges, and adjustable perches.

By the time the pullets are transferred to the laying aviary system at week 16, they are well-trained and immediately comfortable using the different areas in the aviary layer system.



SLIDING FRONT DOORS:



Sliding front door at the middle tier



Sliding door open at the bottom tier

Benefits:

- Doors are simple to open for easy inspection
- Option of manually opening individual doors, or centrally with a hand winch
- Sliding doors are standard on the lower and middle tiers, with an option to add them to the top tier

PERCHES, BRIDGES, AND RAMPS:

Extendable perches, bridges, and ramps are used at an early age to encourage bird movement into and out of the system. This system design ensures bird movement between all tiers and the floor, which creates an environment for the pullets to develop healthy bone structure and muscle strength.

The NATURA® Primus allows for uniform temperature throughout the house, and optimum litter conditions.

It's important to raise your flock in an environment that gives the pullet every opportunity to excel in the cage-free layer environment. By using an aviary rearing system to raise your pullets, you are developing a hen that will have less stress and be better prepared to maximize its full layer potential.

At sunset, the hens move back into the system on their own to roost for the night, which gets them off the litter, and into an area where they feel safe and secure.



Bridges are used to help the young chicks reach the lower tier.



Ramps are used so the flock has easy access to the middle tier.



The patented approach rail ensures the flock perches facing the aisle and is available in stainless steel.

- Up to 70% less manure in the aisle area
- Reduced ammonia in the house, better house climate

PERCH AND PARTITIONS:



A perch above the drinker line and feed trough allows the birds to perch while keeping feed and water from being soiled.

As your flock grows the drinker line is easily raised, and the perch above the feed trough can be adjusted at a central location.



On the first and second tier, an interior door is installed at every section – 94.96" (2.41m). This door separates the birds into smaller groups at system start-up.



This is especially important when birds are moved in, moved out, or during vaccinations. It is also possible to install an interior door every 47.98" (1.20m).

IDEAL LIGHTING OF HOUSE AND AVIARY:



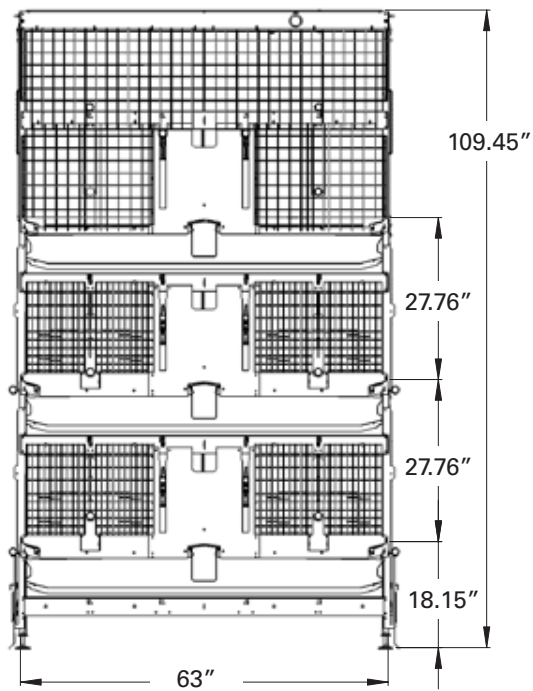
Correct lighting is an important factor not only for layer management but also in pullet rearing. Pictured above: Special dimmable LED lighting.



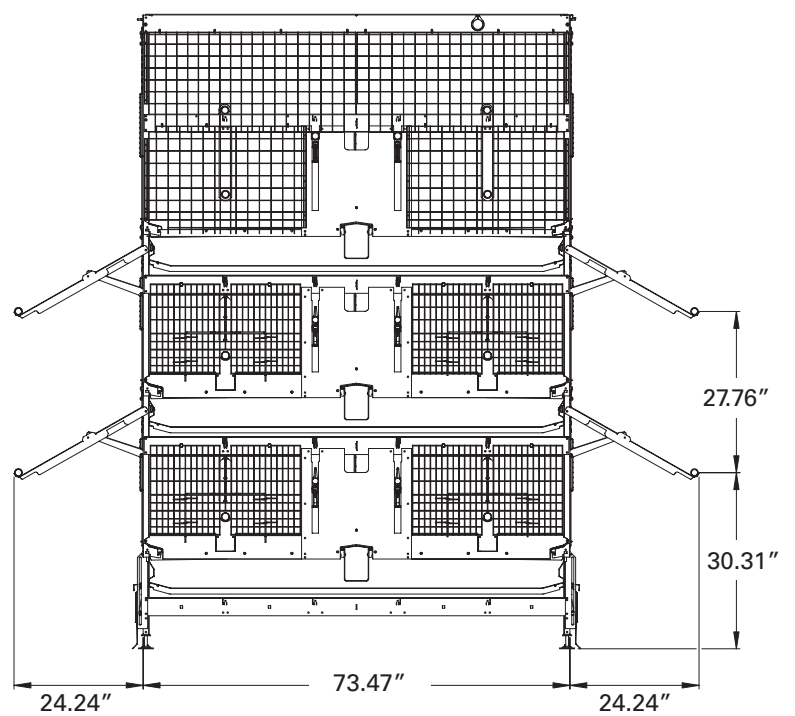
For the aviary, (lower and central level), different options are available: LED 3-watt, LED tube/flex lighting. All lights are dimmable.

In order to ensure an optimum light supply, the lighting program used during rearing and the laying period should closely match each other.

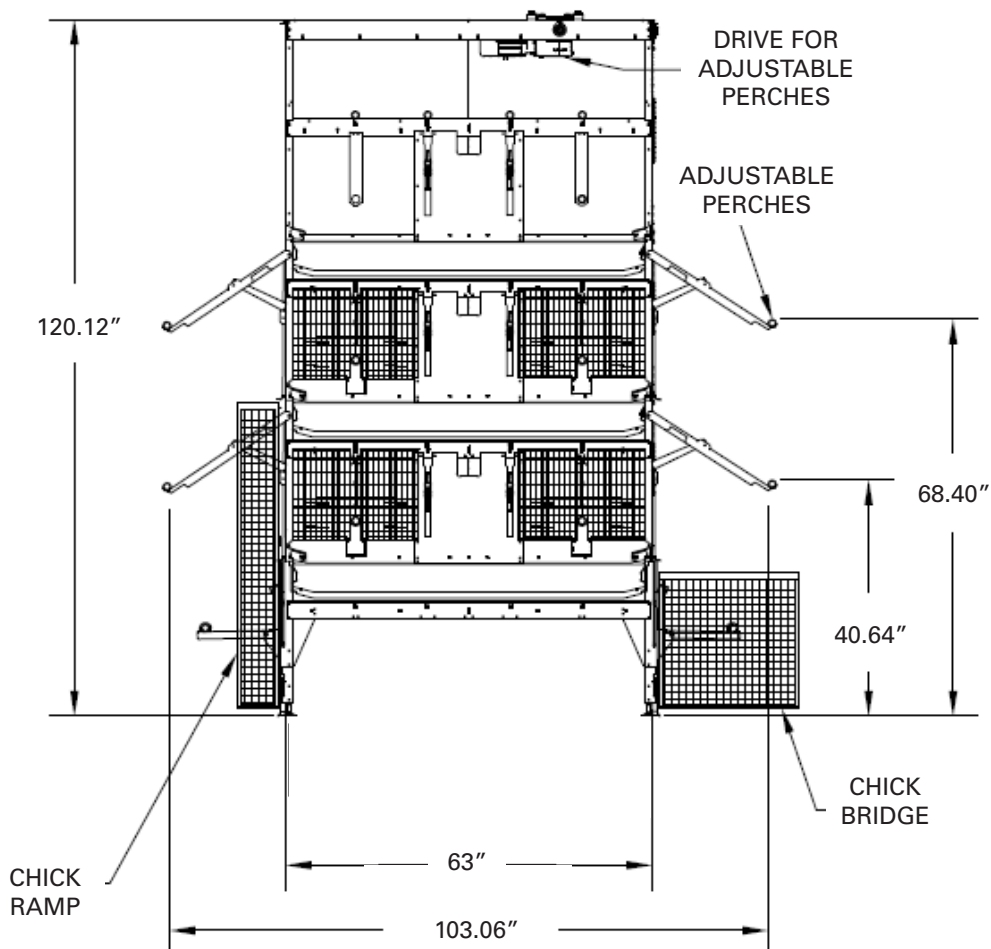
NATURA® Primus 1600



NATURA® Primus 1800



NATURA® Primus 1600 RAISED



START SMART



FINISH STRONG

Section length: 94.96" (2412mm) for all options



The bottom wire on all levels is made of Zn-Alu coated wire, providing 3 to 4 times better corrosion protection, as compared to galvanized wire.

- **Upper tier:** Wire mesh size 1" x 1.5" for good self-cleaning properties
- **Center and bottom tiers:** Wire mesh size 3/4" x 3/4" for a secure foothold for the chicks



The NATURA® **Primus** is available with or without an air duct. An air duct has the following advantages:

- Improved drying of manure
- Even less ammonia emission
- More uniform climate conditions
- Additional oxygen supply to the day-old chicks

(Especially during minimum ventilation in the wintertime)



The cleaning auger for the manure belt idler unit removes dust and feathers between the belt during manure removal.



Big Dutchman

Big Dutchman North America
3900 John F. Donnelly Dr. · Holland, MI 49424
Tel. +1-616-582-4000 · Fax +1-616-392-6188
bigd@bigdutchmanusa.com · www.bigdutchmanusa.com

Technical details are subject to change. 04/2023