

# TURKEY CATALOG

Comprehensive catalog for Big Dutchman turkey house equipment

[WWW.BIGDUTCHMANUSA.COM](http://WWW.BIGDUTCHMANUSA.COM)



# POULT PAN FEEDING



## UniGROW® 360 Feeding Pan

The innovative, patented **UniGROW 360** Starter Feeder for Turkeys provides:

- Quick starts
- Ability to move birds out at an earlier age
- More feed in the pan without waste
- Easy access to feed

**UniGROW 360** pans flood in a full 360° circumference, and feed flows easily without bridging, so all birds can access feed easily.



Every pan can be adjusted from a full-flood position to a height you determine quickly, saving significant time and labor when compared to hand adjustments.

Multiple minimum feed settings allow you to set the pan for your particular feed, and the patented drop feed spreader disperses feed evenly all the way around the pan. Both fine and course feed is evenly distributed throughout the pan, ensuring proper nutrition and preventing wasted build-up.



Raising the feed collar to the top allows the pan to flood, providing excellent starts for chicks. Feed flows out in a complete 360° circumference, eliminating competition for feed and the 'valleys' that can trap birds.



Lowering the collar reduces feed flow and helps keep feed in the pan as birds grow. Variable adjustment capability allows for optimum feed levels throughout the growth cycle.



The feed collar is lowered to a preset height for the appropriate feed level. Adjustment of the pan's drop allows for eight different minimum feed level settings. The feed level setting is determined according to your birds and feed. This is set during installation and can be changed if needed.



The unique shut-off feature allows any individual pan to be easily shut off by hand anywhere along the line.





## Vista 360 Feeding Pan

**Vista 360** starter pan is a feed pan for turkey poults, which will satisfy the needs of day-old poults, and on into the grow-out phase.

The following points are essential for growing successful turkey poults:

- Easy access to feed
- Minimal feed waste
- Simple and thorough cleaning

The **Vista 360** has a unique grill-less design to provide your birds easy access to feed all the way around the pan, and the feed dividers along with the feed savings lip will keep feed from being wasted.



- Screw-less snap-on system allows for fast and simple assembly and disassembly
- Animal friendly pan can swing freely on the pipe
- Pan is divided into several sections ensuring that poults are unable to push feed out of the pan
- Simple and secure adjustment of the feed level prevents unintentional adjustment
- Feed savings lip design helps to prevent feed waste
- Pan bottom can be opened for easy cleaning


### BENEFITS AT A GLANCE:

- The innovative 360° flooding mechanism ensures a high feed level in the pan, creating an ideal start for turkey poults
- Starting with the feed level adjusted set to 3 allows you to over-flood the pan for an optimum poult start
- The flooding mechanism closes automatically when the pan is lifted, which lowers the feed levels to keep feed waste to an absolute minimum
- Designed without grills to allow easy access to feed and to eliminate entrapment
- Made of high quality UV-resistant plastic
- Can be cleaned thoroughly with a high pressure cleaner, and the dish can swing open for drying

# ADULT PAN FEEDING

## Gladiator Feeding Pan

The **Gladiator** turkey feeding pan is engineered to stand up against the daily rigors of feeding the most aggressive and heavy turkeys.



- 1 Snap on cap provides easy assembly and maintenance. Pans can be quickly removed individually for maintenance
- 2 Swinging pan design minimizes bruising while maximizing meat quality
- 3 Large windows allow for easy access to feed
- 4 Twist and lock adjustment on each pan allows for easy and precise feed level adjustments
- 5 Feed savings lip design reduces feed waste, resulting in better feed conversions
- 6 "Snap'n Lock" mechanism locks the dish securely to the grill to eliminate dish drop. Dish unlocks and can be removed for easy and thorough cleaning between flocks

Fill and auger system delivers an accurate and uniform feed level to the entire flock.

Our patented use of the shocker wire, in flooding, keeps birds from perching on the feed tube. The simple design makes adjusting the feed level as easy as a turn of a crank.



"Snap'n Lock" dish stays secured to the grill to eliminate dish drop



Feed savings lip catches feed and funnels it back into the dish



Complete all-in / all-out solutions for any size turkey production



# FEED DELIVERY

Every element of Big Dutchman's feed delivery system is designed for optimal performance and durability.




## FEEDER AND HOPPER UNIT:

- Galvanized steel and heavy-duty plastic available
- Permanently lubricated, sealed bearings give the unit an exceptionally long life
- Removable 165lb plastic hopper extension allows the unit to be winched up until the feeder reaches the desired height for easy clean-out
- Lower limit hopper switches ensure feed availability at startup

## DRIVE UNITS:

- The POWERDRIVE motor features enhanced reliability with a **2 year warranty**
- High speed gear boxes (657 RPM) ensure rapid feed delivery
- Micro-switch control pan for consistent run times



## AUGER AND TUBE:

- Constructed of heavy-gauge, steel with smooth flighting for long tube life and high energy efficiency
- Heavy-gauge construction of the tube prevents twisting, wear, and feed entrapment
- Feed drop-out holes handle most types of feed with no separation of ingredients



## STABILIZER HANGER:

- Stabilizer hanger prevents feed lines from rotating

## PROXIMITY SWITCHES:

Proximity sensors detect the feed level in hoppers, feed pans, bins, and are used for the control of poultry feed lines. Our sensors are customizable to adjust the desired time delay and sensitivity settings.



# FEED STORAGE

**Reliable Big Dutchman components make the system complete, with bins and accessories for hygienic feed storage.**

The new series of feed hopper bins are now available in 3 standard sizes of 6, 9 and 12 feet in diameter. Each of the 3 sizes is available in 1-4 rings. The 12' bin is also available with 5 or 6 rings.

The bins are designed to store flowable, noncorrosive material with 50 pound/cubic foot (800.9kg/m3) bulk density.

## FLEX-VEY® AUGER FILL SYSTEMS:

- Carry feed from feed bins to the house, moving up to 17,000 lbs. of feed per hour
- Single or tandem bin installations and single or double systems
- Customized to meet your needs
- High quality and extremely flexible spring steel
- Feed can be transported into the house around bends of up to 90° safely, quickly and without feed separation
- Universal application for each type of house
- High conveying capacities
- Fast and easy assembly
- Can be V-belt motor driven or by a gear motor




## FEED WEIGH SCALES:

- Dependable, accurate scales for outside use
- Available in capacities of 5,000 lb. and 10,000 lb.
- Scale, feeder, and extension combination offers an alternative feeding system used inside the building



## CONVENIENT AND SECURE ACCESS:

Big Dutchman feed bins feature the exclusive, patented Auto-Lok ground control access system for opening, closing and latching the fill cap safely and easily from the ground. Our cap system comes completely factory assembled, saving significant time and trouble in installation.



The cap swings open a full 180° to lie flat and parallel to the ground, completely eliminating the annoying and all-too-frequent interference with, or damage to, the cap from the fill auger. To meet consumer demand, the fill cap is also available as a replacement for destroyed or damaged caps for most bins from other manufacturers.

## DRIP LIP:

Big Dutchman's drip lip water deflection system is a one-of-a-kind, roll-formed bottom sheet edge. It forces water away from the hopper and lower boot area, giving complete weather protection without a loss in capacity.





## BIN ROOF:



40° roofs provide additional strength and capacity

Big Dutchman offers your choice of a 30° or 40° bin roof to adapt to any application. Roof panels are precision manufactured using die-form tooling to provide consistent quality.

Both 30° and 40° roofs feature reinforcing ribs at each roof seam for added strength and rigidity.



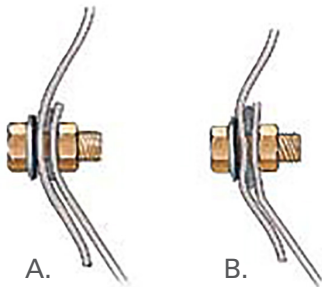
Reinforcing Rib

## HOPPER BOTTOMS:



Bin hoppers are available in three slopes: 45° for dry, free flowing grains and 60° or 67° for harder flowing feed.

By fitting snugly into the offset outward throat of the hopper, the heavy gauge galvanized steel collar provides a perfectly smooth internal transition for optimal product flow, as well as a sure-fit adapter for all 16" (406mm) unloading accessories. Hoppers are available at no additional cost with an optional 22" (559mm) opening, which adapts to our rotary unloader or the larger, heavy duty 22" (559mm) metal boot.



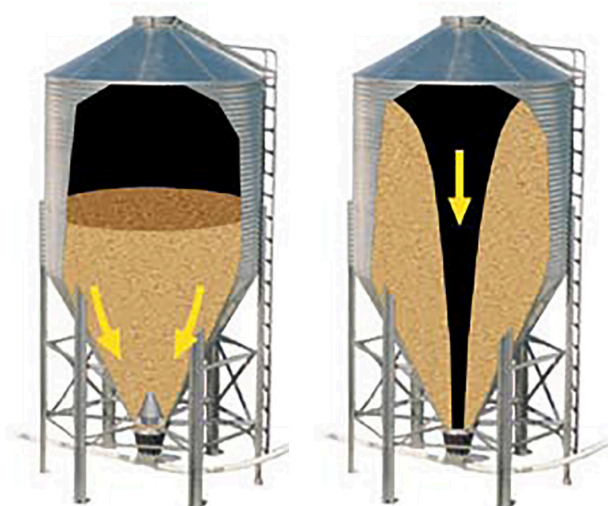
The eave is exclusive to our hoppers. The eave is the upper edge where the hopper is joined to the sidewall and is specially die-formed to conform to the shape of the sidewall corrugation (See figure A at left). Most other manufacturers depend on crimping and bolt pressure to force the connection (See figure B at left). This produces corrosion-prone distortion and dimpling of the sidewall. Big Dutchman die-formed eave provides a much tighter seal and smoother flow of material.

## SURE-FLO:



Sure-Flo directs feed down the hopper of the bin rather than down the center, creating a first in, first out feed flow. The gentle movement of the heavy walled molded cone enhances flow as feed passes over it.

The Sure-Flo support bracket bolts to the hopper collar of new or existing feed bins and is quick and simple to install.



With Sure-Flo

Without Sure-Flo

# DRINKING



To achieve optimum performance from your birds, it is extremely important to provide fresh and clean drinking water. A reliable water supply free from contamination and within easy reach of the birds must be available. Big Dutchman satisfies all these requirements through a wide range of drinking systems for broilers, turkeys, breeders, as well as for pullets and layers.

Choosing the right drinking system depends on the type of birds and your individual requirements.

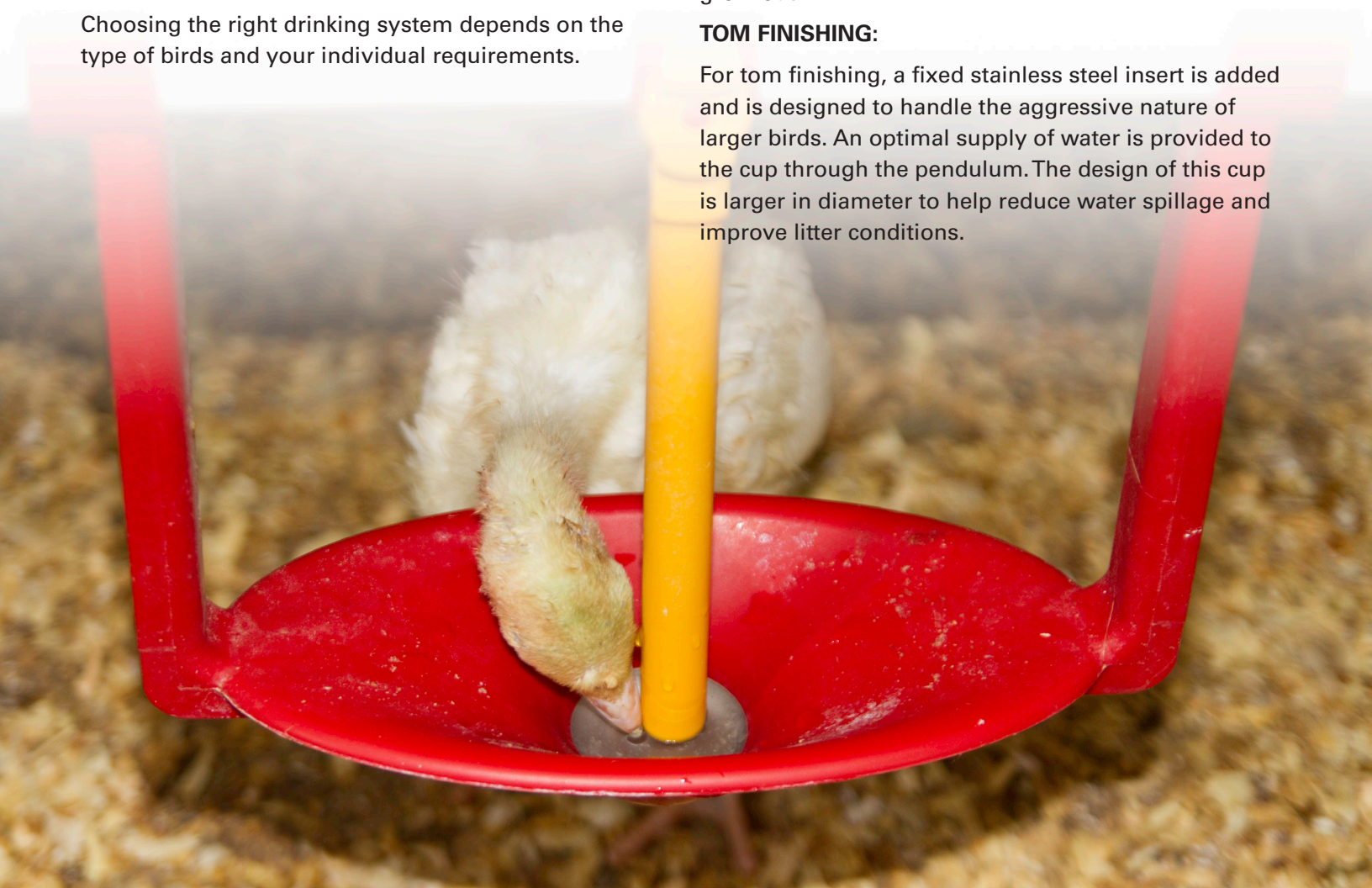


## **BROOD / HEN FINISHING:**

Designed to deliver the proper amount of water to the birds from day one through every stage of their life. Water is delivered into the cup by the pendulum. The size of the oval cup provides easy access for the young poults and is designed to keep the litter dry during grow-out.

## **TOM FINISHING:**

For tom finishing, a fixed stainless steel insert is added and is designed to handle the aggressive nature of larger birds. An optimal supply of water is provided to the cup through the pendulum. The design of this cup is larger in diameter to help reduce water spillage and improve litter conditions.







#### **WATER FILTERING/MEDICATING SYSTEM:**

A clean water supply is essential to achieve optimal performance and long service life from any nipple drinking system. The water filtering/medicating system ensures that the quality of the water being delivered is beneficial and makes it easy to administer medications by way of the medicator.

#### **AUTOMATIC FLUSHING SYSTEM:**

With the automatic flushing system you can rest assured that your drinking system will always be rinsed and replaced with fresh water whether you think about it or not.

The AutoFlush Controller opens and closes a solenoid valve allowing the system to automatically flush itself. The solenoid valve kit comes completely pre-assembled to the regulator making installations quick and easy. The automatic flushing system can also be adapted to existing installations.



#### **OPTIONAL MINIDRINKER:**



Optional MiniDrinkers are available as supplemental watering if required by integrator's production specifications.





# HEATING AND COOLING

## TITAN Fan


A flush mount fiberglass housing design allows for long lasting durability against the harshest environments, along with easy installation for new construction or for updating existing poultry houses.

All internal fan components are made from stainless steel, aluminum, or metal that has been through a high temperature painting process. These rugged components are added to a newly engineered blade assembly consisting of three cast aluminum blades that are secured to a cast aluminum hub.

The HDPE damper doors and poly cone allow for less airflow restriction than other fans on the market, while at the same time giving you complete protection against the elements of “mother nature”. The innovative drive assembly applies power through the belt directly to the propeller.


The blade load is concentrated over the bearings for more economical operation and longer bearing life.

The TITAN 54” is available in 1hp or 1.5 hp options along with 3 phase availability and is ready to be packaged in your next Big Dutchman poultry project.



				Cubic Feet per Minute (CFM) at Static Pressure												
Fan Model	BESS Lab Test #	Motor HP	Fan RPM @ .05"	0" S.P.		.05" S.P.		.10" S.P.		.15" S.P.		.20" S.P.		.25" S.P.		Air Flow Ratio
				CFM	CFM/Watt	CFM	CFM/Watt	CFM	CFM/Watt	CFM	CFM/Watt	CFM	CFM/Watt	CFM	CFM/Watt	
Exterior Mount FG Fan with Damper Door Discharge Cone & Guards																
TITAN 54L	16344	1	548	29,800	31.3	27,800	26.7	25,500	22.9	23,100	19.7	20,400	16.9	17,200	14.4	0.73
TITAN 54M	16346	1.5	592	32,200	27.2	30,400	23.9	28,300	21.0	26,200	18.5	24,000	16.3	21,100	14.2	0.79
TITAN 54L Δ	16343	1	554	30,100	33.5	28,100	28.9	26,000	24.9	23,700	21.5	21,200	18.6	18,100	16.0	0.75
TITAN 54M Δ	16340	1.5	595	32,500	29.6	30,800	26.1	28,700	22.7	26,700	20.1	24,300	17.6	21,600	15.4	0.79
TITAN 54N Δ	16342	2	625	33,900	26.1	32,100	23.2	30,300	20.7	28,300	18.5	26,200	16.4	24,100	14.7	0.82
TITAN 54EN Δ	16341	2	666	36,200	23.3	34,600	21.0	32,700	18.8	30,900	16.9	29,000	15.4	26,700	13.8	0.84

Δ -3-Phase Units







## NBC Fan

### NEW DESIGN REDUCES MAINTENANCE COST:

- A corrosion resistant belt tensioner reduces maintenance and provides continuous strong performance
- Long lasting, high quality, rubber belt is easily accessible
- New tie-bar shutter design provides smooth, quiet operation and cleans easily

### LOW COST INSTALLATION:

- Fan supplied completely assembled, ready to mount in the wall
- Single phase units supplied with 10 foot cord and molded plug
- Every fan is bench tested prior to shipment, preventing start-up delays

### GALVANIZED SLANTWALL FANS FEATURES:

- Long lasting galvanized steel housing
- High efficiency dual voltage, single and 3 phase motors
- Belt drive fans provided with high quality rotary belt tensioner
- Strong stainless steel shutter frame with PVC louver and tie-bar
- Easy to remove, high quality rubber belt
- Cast iron, greaseable air handling bearings

Fan Model	Fan Size	Motor HP	Fan RPM	CCFM	CCFM/Watt	Thrust, lbf	Thrust Eff., lbf/kW
NBCB52L	52	1	481	33,598	28.6	24.7	21.0
NBCB52M		1 1/2	553	38,890	22.8	33.3	19.5
NBCB52N Δ		2	589	42,148	21.4	38.6	19.6
NBC54L	54	1	452	38,014	32.3	27.8	23.6
NBC54M		1 1/2	485	40,657	29.4	31.8	23.0
NBC54N Δ		2	535	44,852	24.2	38.7	20.9

Δ – 3-Phase Motor





# HEATING AND COOLING

## RainMaker


### Evaporative pad cooling system

- Hygiene optimized: use of high-pressure cleaners possible to wash off dirt or deposits
- Standard pads are 6" thick, 23-1/2" wide
- Length options: 3', 4', 5', 6', 7' and 10' (other sizes on request)
- Weight: 2.25 lbs /sq ft (11 Kg/m2)
- Operating range: from -4°F to 176°F (-20° C to +80°C)
- UV-resistant
- Recyclable

Plastic cooling pads require a high volume of water, Big Dutchman highly recommends the use of these pads exclusively with its **RainMaker** system. Use of these pads in any other cooling system may severely limit performance. Plastic pads weigh more than cellulose pads and therefore require additional support.

*This product has a cooling performance that is inherent to this type of technology. The manufacturer neither claims nor warrants that its performance is comparable to any other cooling technology.*

Plastic pad option





## Radiant Brooders

### SOLAIRE™ LOW PRESSURE BROODER



#### OPTIONAL ZONE CONTROL SYSTEM:

A power pack is available to provide automated battery back-up. Zone Control is available with Solaire™ single-jet or infrared brooders. The optional Zone Control System (24V AC/12V DC) electronically controls a group of brooders using one thermostat.

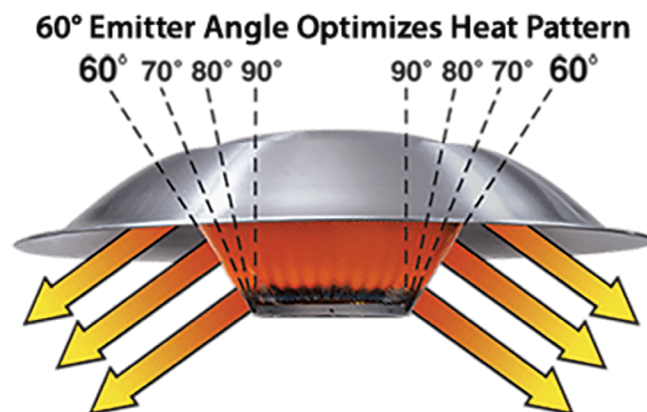
#### DIRECT SPARK IGNITION SYSTEM:

Direct spark ignition eliminates standing pilots and provides electronic control of a group of brooders. Direct spark ignition is available on single-jet and infrared brooder models. The system requires a transformer.

#### SIMPLE TO USE AND EASY TO CLEAN:

Assembling a Solaire™ brooder requires only a wrench and a screwdriver. The simplified control mounting eliminates bulky clips or wires, and the DSI box is sealed to allow for more protection and thorough washdowns.

### TRU40 HIGH PRESSURE BROODER



#### FEATURES AT A GLANCE:

- Stainless steel emitter assembly, insulated and uninsulated – will not crumble or distort. Features 3-year limited warranty
- Stainless steel, corrosion resistant burner assembly features simple disassembly for easy cleaning and maintenance
- Stainless steel main burner gas line for strength and durability
- Large deep dish aluminum canopy to efficiently reflect heat to litter area where it's needed most
- Ignition Control features a moisture resistant enclosure
- Safety pan below burner helps shield litter area directly beneath brooder
- Low profile mounting bracket permits easy leveling of brooder
- No filter needed
- Ideal for replacement of existing high pressure brooders



# HEATING AND COOLING

## Radiant Tube Heaters

Our radiant tube heaters provide a large, even heat footprint, promoting improved bird growth. Delivering a large, extra wide, rectangular heat pattern at litter level results in more uniform heat distribution for your poultry house. Better brooding conditions mean more comfort for your birds.

### BIGFOOT TUBE HEATER



#### 19° ANGLE OPTIMIZED REFLECTOR ANGLE:

- Better radiant throw
- Less convective wash
- Higher radiant output and more fuel efficient
- Faster to put heat on the floor
- Low clearances to combustibles above
- Unique U-bend reflector directs more heat from the end of the tube

### FUSION TUBE HEATER



#### TUBE INTEGRITY SAFETY SHUT-OFF SYSTEM:

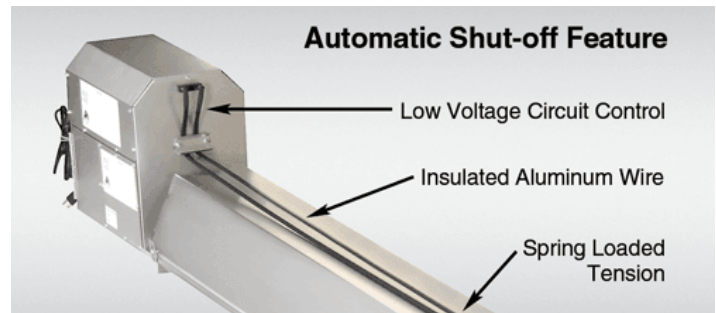
This system uses a simple principle to place an electrically insulated aluminum wire in tension above the reflector. Low voltage is then continuously passed along the wire in line with the gas control circuit. If heat levels increase due to heat exchanger failure, the wire melts and the safety circuit is broken, breaking the 24 volt circuit and shutting down the heater.





#### HEAT PATTERN:

- Even temperature distribution
- Allows birds warm access to food and water
- 4" diameter tubes create large radiant surface to emit heat to the outside wall
- Bigger footprint than other competitive units



- An energy efficient radiant heating system that saves fuel, reduces maintenance and permits higher mounting
- Calorized aluminized steel emitter tubes for corrosion resistance and greater radiant output
- Unique diagnostic monitoring lights show when heater is operating, and assists with fault diagnosis
- Ceiling stays cool – no need for insulated board above heater.\*\*
- CSA design certified for safety
- Excellent radiant throw and even temperature distribution
- 4" diameter tubes create a large radiant surface to emit more heat over a wide rectangular area
- Each unit comes with fresh air intake kit, exhaust hood, stainless steel flexible gas connector and a pre-wired electrical connection
- Features a 3-year limited warranty on complete emitter assembly

\*\*Provided minimum clearances-to-combustibles are maintained



# WEIGHING

## Precision weighing systems for all types of poultry – mobile or fixed installation

Monitoring bird weights is an important tool in modern poultry management. Especially in poultry growing, the exact determination of bird weights is a significant factor for economic success.

## Swing 70

### Poultry scale for turkey production

**Swing 70** is a poultry scale for turkey production designed for weights up to 220 lbs. It consists of a 3.3x3.3ft (1x1m) square plastic platform which is fixed to two stainless steel brackets. It is suspended by 4 ropes that are connected to the load cell. Using the **Swing 70** will assist you in precise determination of average daily weights, leading to better production.



### MAIN ADVANTAGES:

- High suspension points minimize swinging of the scale
- Design ensures birds step onto the scale often without fear
- Collects multiple weight recordings daily for precise determination of average daily weights
- Includes a winch for easy height adjustment based on age
- Easily detached from suspension ropes for simple cleaning

## FlexScale2

### Portable user-friendly mobile poultry scale

**FlexScale2** is a portable and very user-friendly mobile poultry scale. It allows you to take multiple measurements and assign them to the respective house as needed. Thanks to its special features, the scale can be easily adapted to everyday work. The weighing results can be read out and saved via a web interface via smartphone or PC software. A server connection is also possible.



### FEATURES AT A GLANCE:

- Portable and user-friendly
- Concise display
- Large memory
- Long battery life
- Data can be saved and assigned to groups as needed
- Results can be saved via a web interface via smartphone or PC software
- Two versions available: 22 lbs or 88 lbs (with case)



## Zeus LED

### Professional LED ceiling lamp


A customized lighting concept significantly contributes to the success of your farm. The **Zeus LED** evenly illuminates all areas of a poultry house, and is offered as a 1 or 2 channel lamp, which is an exclusive brand product.

**Zeus LED** can be used for multiple purposes due to the LED technology and a wide optical spectrum. Energy savings of up to 50 percent compared to conventional moisture-proof lamps are an unbeatable advantage.



### FEATURES AT A GLANCE:

- LED technology allows for long-lasting energy savings of up to 50%
- 0 to 100% dimmable
- Zero flickering even at low light intensities
- Wide optical spectrum from warm white to cool white, infinitely variable
- 2-channel moisture-proof LED lamp, e.g. to simulate sunrise and sunset
- Modular design consisting of a power supply unit, an LED driver and LED lamps
- Long service life of 50,000 hours and low maintenance requirements
- Rugged aluminum housing with an ingress protection rating of IP 65
- Exterior heat sink for optimum cooling
- Diffuser (optional) reduces dazzle effects, especially with low ceiling heights
- Can be installed at walls, ceilings or tubes



# CONTROLS AND SENSORS

## ViperTouch

Climate and Production Computer – complete climate and production control for your poultry house... at your finger tips



The **ViperTouch** is a state-of-the-art climate computer that allows you to control the entire house efficiently.

**ViperTouch** is a full production and management computer. It records all important data concerning production, growth, feed and water consumption, and mortality, allowing you to react quickly to changes and to take the required action for better results.

The extension modules “full broiler functionality” and “full breeder functionality” provide additional functions which are especially important for broiler and broiler breeder management.

### FEATURES AT A GLANCE:

- Simple operation via touch screen
- Ideal climate and production computer for all types of poultry production
- Adjustable operating modes: Basic, Flex or Profi Mode
- Speaks 16 languages – including yours
- Customizable home screen
- Integrated network interface
- Simple alarm management
- BigFarmNet-Manager with mobile and web access

## BFN Fusion

The digital platform for maximum efficiency on your farms



Just as we once navigated the oceans using the stars, data can now help you optimize the results of your livestock operations.

Big Dutchman's new cloud-based software innovation with IoT technology is game-changing. It bundles all data generated by your farms – from controllers not limited to the Big Dutchman brand – and adds relevant value to your production, making it easier than ever to predict issues and make decisions.

### FEATURES AT A GLANCE:

- Allows full control and maximum security
- Lowers costs and increases efficiency, achieving predictable success
- Eliminates human error, reduces the staff workload
- Reduces production risks
- Creates complete and secure documentation
- Helps reduce diseases and minimize losses
- Grants maximum flexibility and capability to act quickly



## DOL 53

The first NH<sub>3</sub> sensor for continuous measuring of the ammonia concentration in the house air

**DOL 53** provides exact figures on the NH<sub>3</sub> concentration in the house air at all times so you can immediately take suitable measures to reduce the ammonia content when necessary, because only healthy animals can show their full potential!

**DOL 53** permanently monitors the ammonia concentration in the house air, allowing the house climate to be controlled based on the sensor's measurements. Our **ViperTouch** climate computer can receive and process the data provided by the sensor to regulate the house climate according to the measured values.



### FEATURES AT A GLANCE:

- Exact and continuous measuring of the NH<sub>3</sub> concentration in the house air
- Measuring range covers concentrations typical for livestock production
- Easy integration into existing houses and their climate control systems
- Robust and reliable
- Easy to install
- Analogue 0 to 10 V output





# TURKEY CATALOG

Producers have entrusted Big Dutchman to provide turkey solutions that are durable, predictable and reliable. Standing up to the toughest turkey, Big Dutchman systems result in better feed conversions, less waste, increased productivity and efficiency. Whatever your needs are, Big Dutchman's network of authorized distributors are ready to assist you with your turkey house equipment needs.



## DURABLE FEEDING

Get feeding systems that are engineered to stand up against the daily rigors of feeding your flock of turkeys.



## RELIABLE WATER SUPPLY

Achieve optimum performance from your birds by giving them reliable fresh and clean drinking water.



## EASY CLIMATE CONTROL

Maintain perfect climate conditions for your turkeys easily with a wide selection of heating and cooling options.



WWW.BIGDUTCHMANUSA.COM  
info@bigdutchmanusa.com  
+1-616-582-4000

Find your authorized distributor at [bigdutchmanusa.com](http://bigdutchmanusa.com)  
Details are subject to change: 1/2023  
86-00-7733