



# Big Dutchman®



## **AVECH®** ■■■

**Adaptable Versatile Enriched Colony Housing**

**ENRICHABLE / ENRICHED / FULLY FURNISHED**

## The AVECH® III system offers the versatility and flexibility for birds to create and utilize compartment space more efficiently.

AVECH III is a layer house system which gives you the ability to start off with an **Enrichable** system, and then move into a completely Enriched system when you're ready. The **AVECH III** is designed to **meet and adapt to the complexities of the different markets you serve, and the continued regulatory changes your business faces.**

Versatility and adaptability is designed into this unique colony housing system. **AVECH III** allows for a wide range of operating flexibility from a normal layer type housing system to a fully functioning **enriched colony housing system**. The **AVECH III** system **meets today's market conditions while providing the necessary optional features to meet future needs or requirements.**

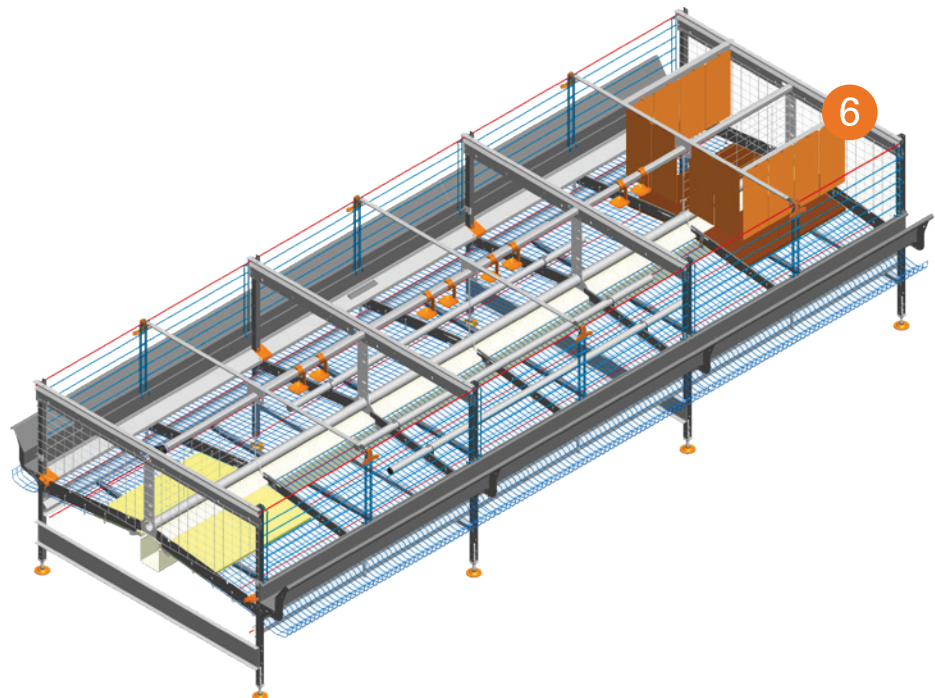
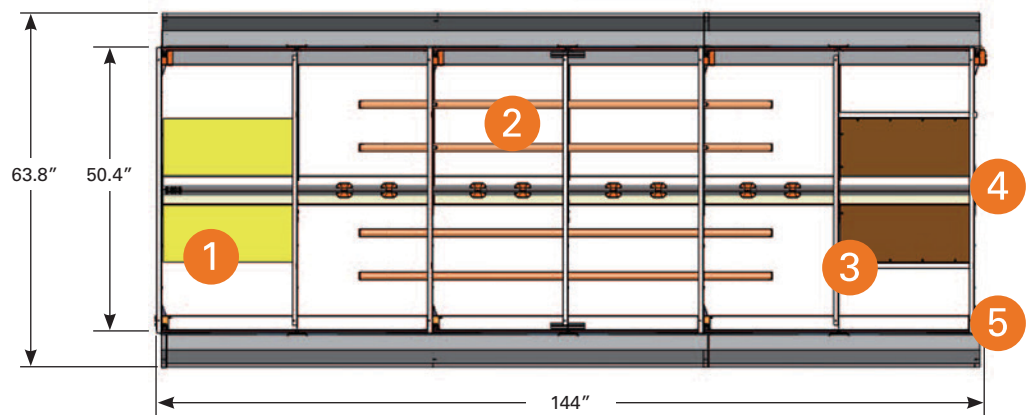
### THE FLOCK USES SPACE TO CREATE A COMFORTABLE ENVIRONMENT

The AVECH system is all about how the birds move freely to create the space they want, or to group closely together as a colony.

The AVECH offers plenty of space for your flock to practice their natural behaviors, such as perching, roaming around, spreading their wings, and preening their feathers. The ENRICHED system also provides a nesting area, additional perches, and a scratch area.

#### Items To Make An Enriched System

- 1 Litter Mat
- 2 Perches
- 3 Nest Mat
- 4 Flexible Auger
- 5 Egg Saver & Scale
- 6 Nest Curtain





## FEEDING OPTIONS:



The chain safely conveys feed to the birds

The **Champion® Chain Feeding System** is the most reliable and cost effective feeding system in the marketplace.

The Champion® Chain presents feed at pre-set levels and allows birds easy access to feed.

- The large-capacity trough with inner rim minimizes feed loss
- The narrow feed column without legs saves space and allows for easy cleaning



Cascade feed column prevents feed bridging

**Feedcart** cable driven system is also available.

## EASY ACCESS TO FRESH DRINKING WATER:

The hens have 360° access to fresh drinking water throughout the system. Each compartment is equipped with stainless steel nipples, providing every hen with easy access to water at any time. Drip water cups prevent corrosion and help to keep the manure dry.



## ENRICHMENTS FOR THE FULLY ENRICHED OR FURNISHED COLONY SYSTEM:

### ADDITIONAL PERCHES



Our perches and placement of perches have been scientifically researched to provide the ideal setting for the hens.

The size of our perches provide ample amount of surface area for the hens to perch comfortably, and the position of the perches allow for unrestricted movement from one end of the system to the other.

### NEST ENVIRONMENT



Our nest area provides the hens a safe, secure and pleasant area for them to relax when they lay eggs. Results from customers indicate that \*95+ percent of all eggs are being laid within the nest area.

Big Dutchman's nest curtain design allows the hens to enter and exit the nest environment in every direction, giving them the freedom to move in the direction in which they feel most comfortable.

### SCRATCH ENVIRONMENT



The scratch area gives hens the space to act out this natural behavior.

Additionally, the egg producer is able to control the amount and timing of the distribution of the feed which is placed on the scratch area, resulting in less feed waste.

## HOUSING SPACE DIMENSIONS

AVECH III / a

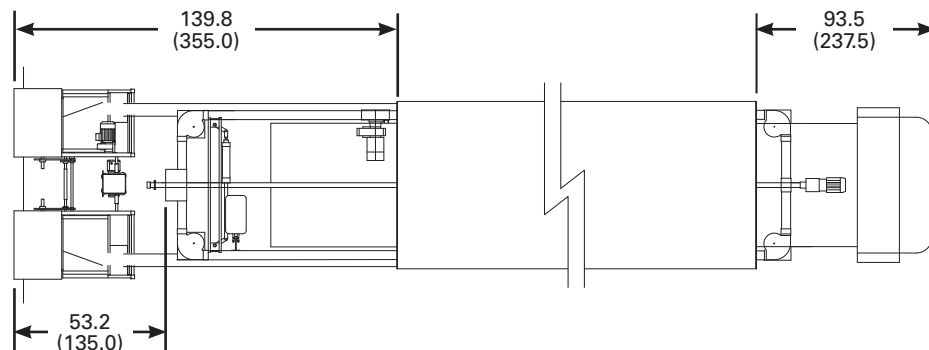
Enriched/Furnished

Enrichable

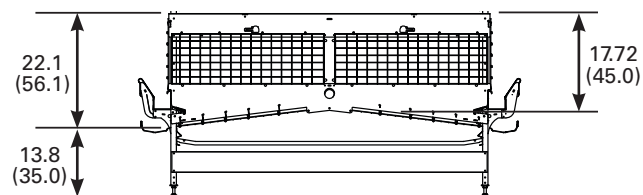
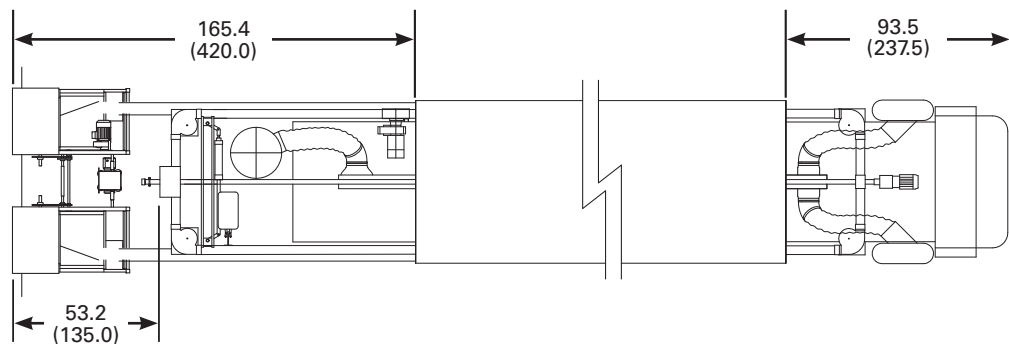
	76 Birds/Comp.	44 Birds/Comp.
Length: in (cm)	144.0 (365.8)	48.0 (121.9)
Width: in (cm)	62.0 (157.5)	
System Width: in (cm)	75.4 (191.5)	
Minimum Height Inside System: in (cm)	17.7 (45.0) center - 22.1 (56.1) outside	
System Surface: in <sup>2</sup> (cm <sup>2</sup> )	8,928.0 (57,600.0)	2,976.0 (19,200.0)
Floor Space / Bird: in <sup>2</sup> (cm <sup>2</sup> )	117.4 (757.9)	67.6 (436.4)
Trough Access / Bird: in (cm)	3.7 (9.6)	2.1 (5.5)
Birds / Nipple	7.6	7.4
Perch Space / Bird: in (cm)	5.9 (15.0)	-

No. of Tiers	Row Profile Height: in (cm)	Clearance Under Catwalk Support: in (cm)
3	89.6 (227.5)	-
4	116.0 (294.5)	-
6 w/(1) catwalk	184.5 (468.5)	90.4 (229.7)
9 w/(2) catwalks	279.3 (709.5)	90.4 (229.7)

EGGCELLENT collector,  
front and Rear  
Endset **Without Air**



EGGCELLENT collector,  
front and Rear  
Endset **With Air**



**Big Dutchman**

For USA, Canada and South America please contact:

Big Dutchman, Inc. - USA

3900 John F Donnelly Dr • Holland, MI 49424 • USA

tel +1 616 582 4000 • fax +1 616 392 6188

www.bigdutchmanusa.com • info@bigdutchmanusa.com

Technical details are subject to change. 2/2020