



Big Dutchman®



COLONY 2+

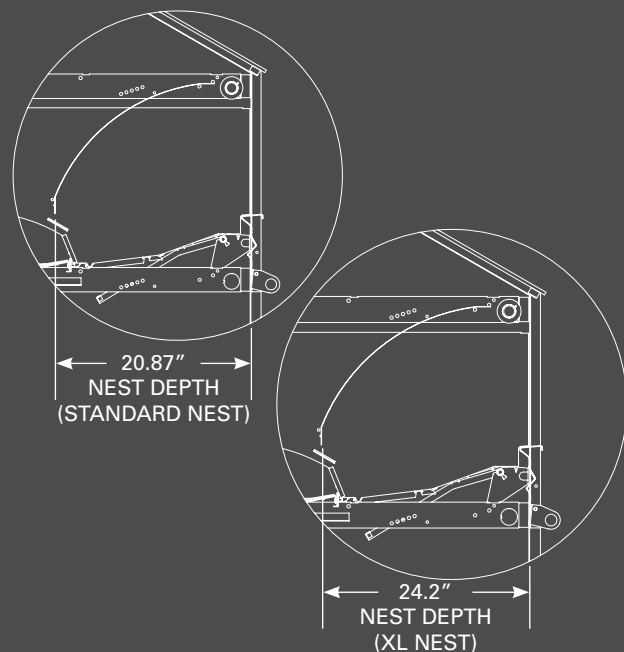
Group laying nest system for optimum egg quality

The COLONY NEST with tilting nest floor and central egg belt provides optimal egg quality.

This nest is an innovative design for an automatic group-laying nest for broiler breeders, layer breeders and layers. Special characteristics of this automatic nest are its central egg belt and the patented divided tilting nest floor.


As the nest closes at night, any eggs in the nest gently roll off onto the egg belt, and the nests are closed to prevent hens from trying to sleep in the nest. As the nest closes, any dust and other material that gathered will drop off the nest pad, allowing the nest to remain clean.

Made with waterproof film-coated wooden panels, galvanized sheet metal profiles, and stainless steel posts, the nest provides a very hygienic solution, and is an extremely rugged system that will last through many flocks.




PATENTED TILTING NEST FLOOR

Operation of the tilting nest floor (patent-no. EP 1 086 623 A2)






The egg belt is located in the center, allowing the eggs to be laid directly in front of the belt. This design ensures the shortest possible roll-off distance for the eggs, **minimizing the amount of cracked and checked eggs.**




Before the divided nest floor completely closes, it is first raised in the center slightly, which **provides a gentle egg roll off onto the center egg belt.**



The nest floor is raised completely, allowing any dirt to drop off the nest insert, and closes off the nest **to prevent hens from entering and brooding inside.**



SYSTEM FEATURES AND DESIGN



The colony nest system is designed with the egg in mind. The egg has a safe and gentle rollout onto the egg belt from the nest.



With an extra wide egg belt, the eggs rollout safely onto the belt and are transported to the collection area.



Our EGGTRAX egg transfer unit, along with the sorting and collection table allows for a safe and convenient egg sorting and collection area.




Feed bins are stationed outside the barn to store the feed and keep it fresh until it's needed.



Feed is transported from the feed bins to the feed hoppers inside the barn, and distributed with the CHAMPION® CHAIN FEEDING SYSTEM.



The CHAMPION® CHAIN FEEDER delivers a fresh and even supply of feed throughout the whole house automatically.



A fresh supply of water is provided by our watering nipples, which are attached to a watering line from one end of the house to the other. A drip cup catches water to help maintain a clean environment.



Specially designed perches and perch placement provides the flock plenty of space to roost and relax, resulting in a calm and healthy hen.



Outside access doors are available to allow your flock access to the outside, where they can have additional space to roam, scratch, dust bathe, and forage.



Manure management is crucial for a healthy environment, and a healthy flock. The design of the COLONY 2+ system encourages bird movement, which allows the manure to dry evenly.



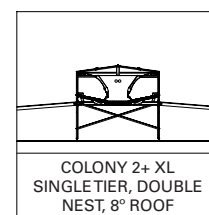
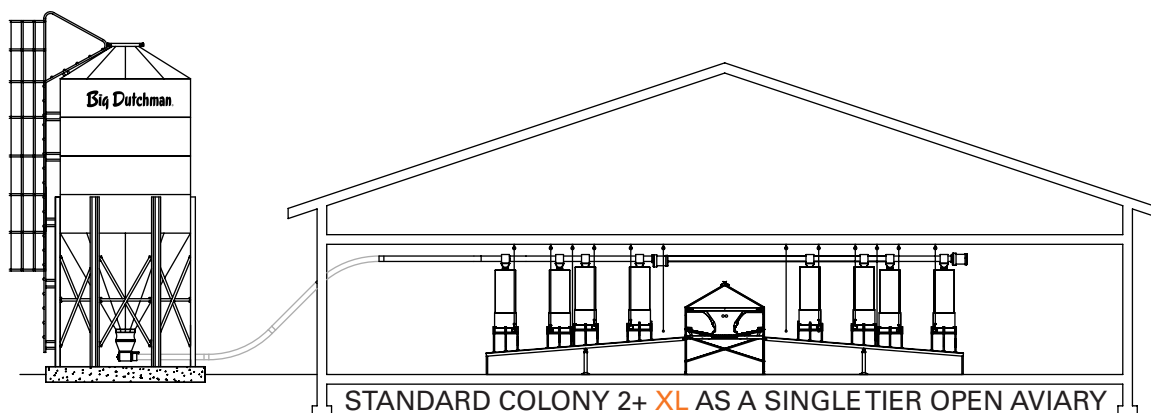
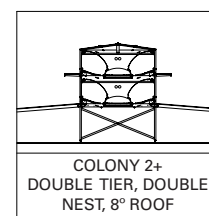
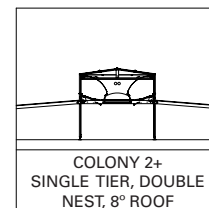
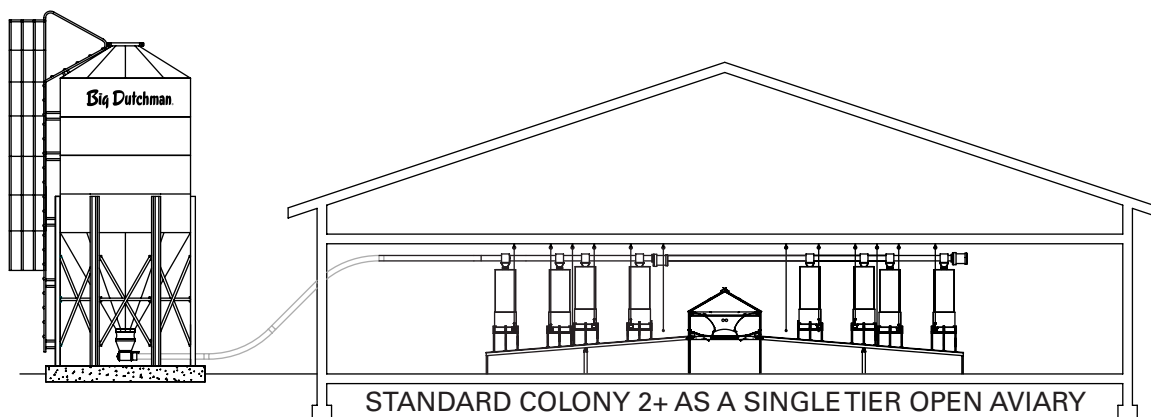
Proper ventilation is important for a healthy and productive layer flock. With good bird movement, and an efficient ventilation program, you will maximize bird comfort and productivity.



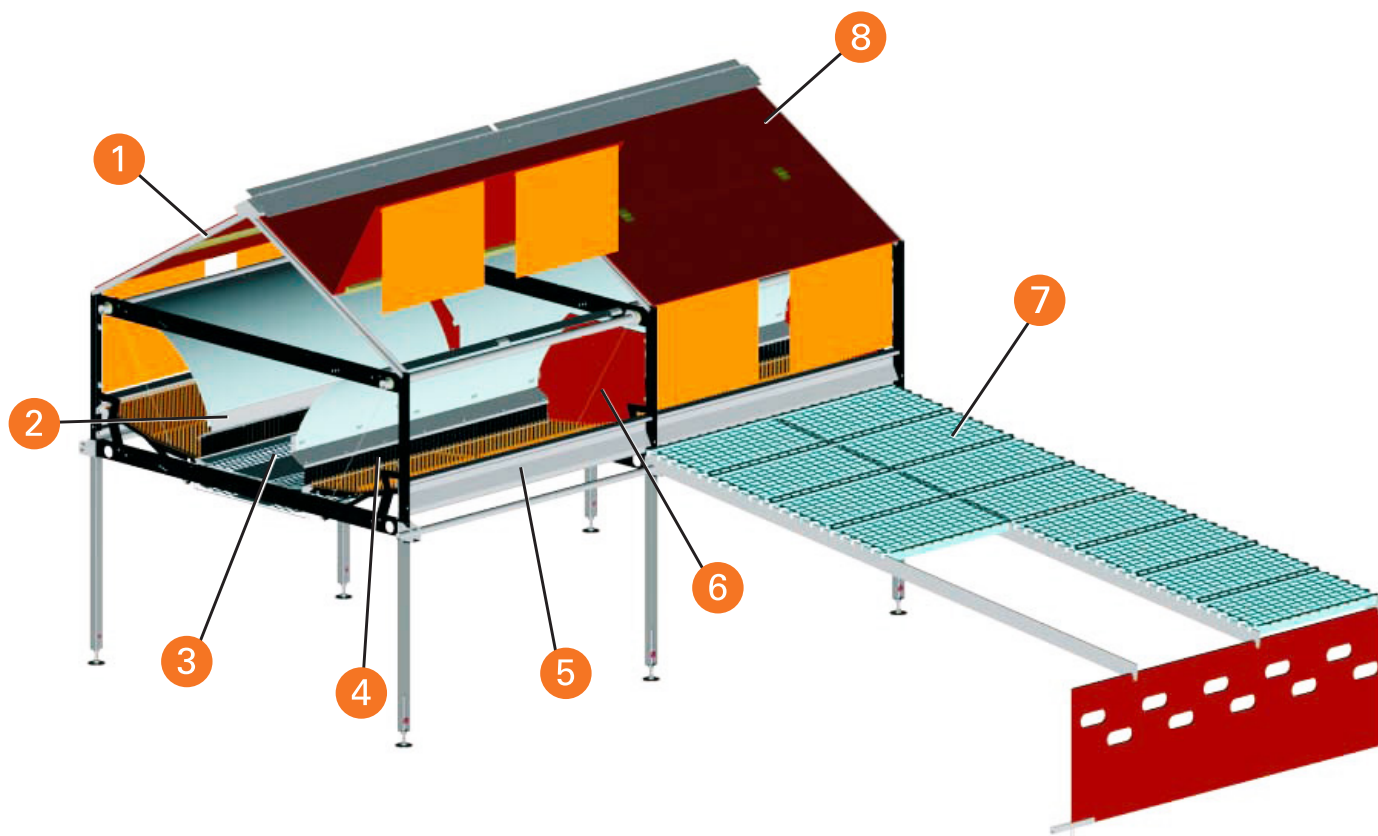
The COLONY 2+ system can be configured to meet multiple needs, and is available as a standard single tier, or a double tier system. The COLONY 2+ is also available as a flat top design to provide more floor space.

SYSTEM CONFIGURATIONS

Common layout configurations are simple single and double tier designs. Custom configurations are available to meet most any need.



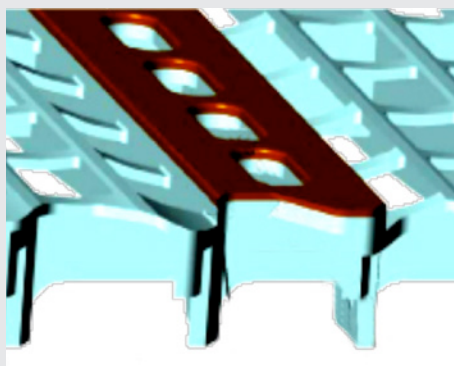
- 1 Roof designed with full length open ridge ventilation
- 2 Removable canopy with specially designed dust diverter
- 3 Sturdy welded and powder coated frames with stainless legs
- 4 Divided tilting floor with Big Dutchman nest pad inserts
- 5 Smooth galvanized bird friendly step rail
- 6 Plastic divider with partition mid-way in full length nest
- 7 Strong (virgin) plastic slats and heavy galvanized bars
- 8 Laminated wood roof with hinged doors for easy access



ADDITIONAL FEATURES



Flat top design offers additional floor space for your flock.
NEW heavy duty construction will hold up to the weight of your flock.

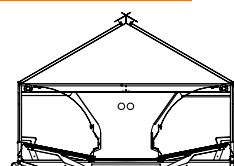
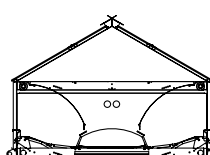
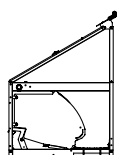


INTEGRA plastic slats allow for a resting area with perch separate from the slat area for healthy foot pads and increased welfare.



The solid nest mat prevents air updraft into the nest, maximizing hen comfort, resulting in optimum nest acceptance.

TECHNICAL DATA AND PLANNING INSTRUCTIONS FOR THE USE OF THE COLONY 2+



NEST	SINGLE WALL		STANDARD		XL
Total length - inch (m)	94.88 (2.41)		94.88 (2.41)		94.88 (2.41)
Total width - inch (m)	31.5 (0.80)		60.24 (1.53)		65.75 (1.67)
Total height 1-tier - inch (m)	72.83 (1.85)		71.65 (1.82)		76.50 (1.94)
Total height 2-tiers - inch (m)	94.49 (2.40)		92.93 (2.36)		-
Nest length/compartiment - inch (m) *	47.24 (1.20)		47.24 (1.20)		47.24 (1.20)
Depth of nest insert - inch (cm)	18.43 (46.8)		18.43 (46.8)		20.94 (53.20)
Nest depth in bird area - inch (cm) *	20.87 (53.0)		20.87 (53.0)		24.01 (61.0)
Width of egg belt - inch (mm)	9.65 (245)		19.68 (500)		19.68 (500)
Bird numbers layers/layer breeders per full section	1 tier	2 tiers	1 tier	2 tiers	1 Tier
100 birds / 9 ft ²	152	304	304	608	348
Bird numbers broiler breeders					
Light breeds	120	-	240	-	-
Heavy breeds	110	-	220	-	-

* Basis of design of bird numbers per nest



The drive unit for opening and closing the nests consists of a gear motor and a winch. Depending on the length of the nest row, it is located in the center or at the beginning of each row, providing high functional reliability.



For USA, Canada and South America please contact:

Big Dutchman, Inc. - USA

3900 John F Donnelly Dr • Holland, MI 49424 • USA

tel +1 616 582 4000 • fax +1 616 392 6188

www.bigdutchmanusa.com • info@bigdutchmanusa.com

Technical details are subject to change. 1/2017

86-00-6040