



# Big Dutchman®



## **AugerMatic & TruPan**

Feeding system  
for rearing and growing turkeys


# AUGERMATIC with the flexible TRU PAN feed

A feeding system for turkeys must meet very high standards – depending on production method and age of the birds. The system has to satisfy the needs of day-olds as well as those of heavy birds. Easy access to the feed and avoidance of feed losses as well as outstanding stability of the entire system and

ease of cleaning of the pan without major labour expenditure are of great importance. With TRU PAN, we offer our customers a feed pan meeting all these requirements in an ideal way. Feed transport and filling of all pans in one line is done via the proven AUGERMATIC conveying system.

## Components of the AUGERMATIC system

- feed hopper
- extension for feed hopper (option)
- 45 or 50.8 mm tube with conveying auger
- TRU PAN feed pan
- suspension system with winch
- drive unit with sensor for automatic stop of conveying auger
- device for manual or automatic flooding of pan
- anti-roost wire



The feed hopper (1) with or without extension (2) is easy to detach from the lower part of the feed hopper (3) for cleaning. Thus, the entire system can be winched all the way to the ceiling. This allows for maximum height beneath the feed pans during manure removal. The rugged drive unit (4) and the strong auger (5) permit a conveying length of up to 150 metres. The conveying tube (6) is available with a diameter of 45 or 50.8 mm. As soon as all pans are filled with feed, the sensor (7) at the control pan (8) automatically switches off the unit.

## HYGIENE is of utmost importance!



### Lowering pan bottom


– Patent-No. WO 01/06846 A1 –

This sophisticated technical detail allows rapid and thorough cleaning of the pan by a high-pressure cleaner **without much labour expenditure**, because the pan bottom is lowered by a short rotation only. Cleaning water, feed residue and disinfectants can thus entirely be drained from the pan.



pan – this feeding system allows successful rearing and growing of turkeys no m


## TRU PAN – the universal feed pan from day-old to 23 kg



## Feed levels according to the age of the birds



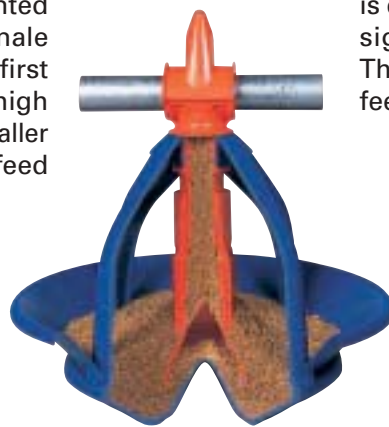
The high level in the pan ensures that all poults can feed from the pan from day 1 onwards. The starter cone prevents the birds from entering the pan during feeding.



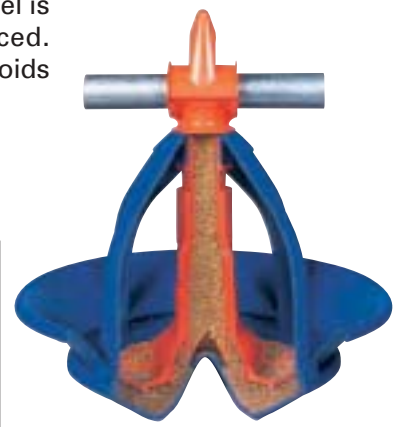
From week 3 onwards, the starter cone is removed and the flooding slide is closed. The feed level within the pan is significantly reduced. An anti-scratch ring also avoids feed wastage.




In two-phase growing, the feed saver collar is directly mounted onto the feed pan in the male growing house. During the first days, the pan is flooded = high feed level. All birds – also smaller hen turkeys – can easily feed from the pan.



If the flooding mechanism is closed, the feed level is significantly reduced. This consequently avoids feed wastage.



## Automatic flooding option of TRU PAN




TRU PAN is available with either manual or **automatic** flooding which can then be operated centrally at each line.

Automatic flooding of the pan is an advantage in two-phase growing, since the tom turkeys are moved to the male house already in week 5 to 6 and the feed saver collars are already mounted there. It can thus be

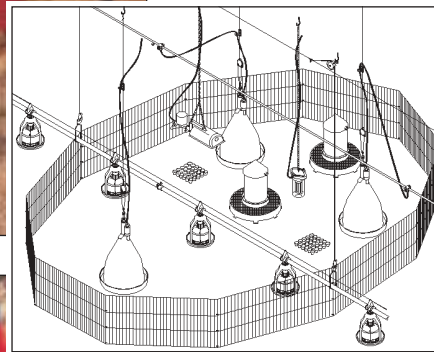
necessary during the first few days to flood all pans for the feed level to increase and to allow the birds easier access to the feed.

after which production method is followed

## TRU PAN – for use in single-phase or two-phase production



For rearing turkeys it has proved successful keeping the poults inside a poult ring for the first few days. At this stage already, a TRU PAN line with starter cone (feed cannot get soiled = reduced danger of coccidiosis) as well as manually filled feeders and feed plates are used. The feed pans outside the poult rings are closed by means of a shut-off mechanism. Water is supplied via nipple drinkers with round drinkers or via round drinkers only.



Heating is provided by gas heaters. The poult ring itself consists of individual wire segments that can be mounted and dismantled very easily.



From week 3 onwards, the starter cone is removed and the flooding slide is closed. The feed level is decreasing so that feed wastage cannot occur in connection with an anti-scratch ring.

When rearing males and females separately, males are moved to a different growing house in week 5 to 6. Hens stay in the rearing house until growing is finished. In week 7 to 8, the feed saver collar is mounted onto the feed pan. This also avoids feed wastage.



In the male house, the feed saving collar is applied right from the start. To allow the birds to find feed rapidly, the flooding slide can be opened for a short time. The feed level in the pan then rises and the birds immediately find feed. After one week, at the latest, the flooding slide is closed again.

# TRU PAN options



## Code-No. TRU PAN cpl., weight range 0-23 kg

- 11-31-4300 Ø 45 mm, manual flooding
- 11-31-4400 Ø 50.8 mm, manual flooding
- 11-31-4100 Ø 45 mm, automatic flooding
- 11-31-4200 Ø 50.8 mm, automatic flooding

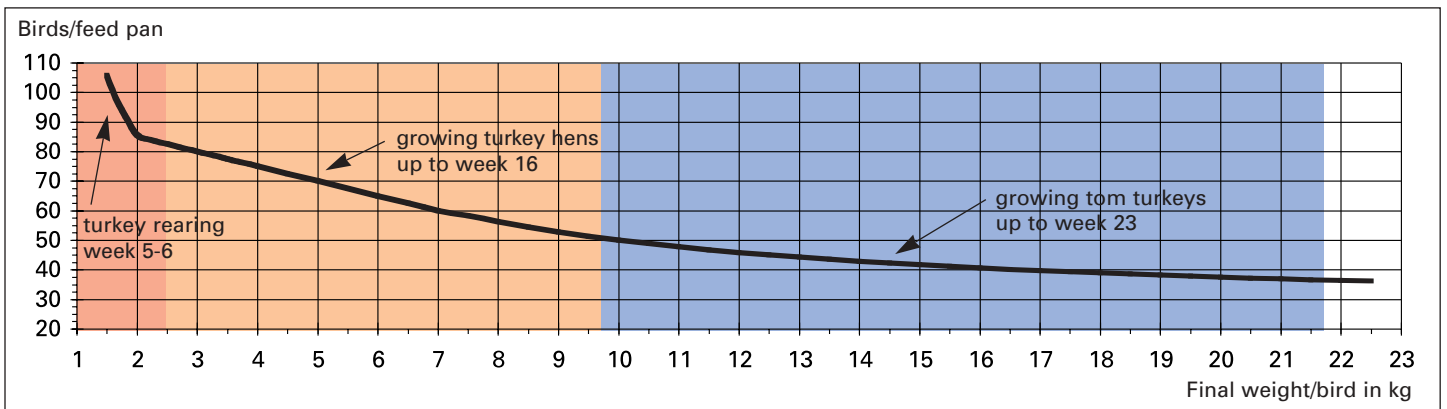
single-phase production method



## Code-No. TRU PAN cpl., weight range 2-23 kg

- 11-31-4350 Ø 45 mm, manual flooding
- 11-31-4450 Ø 50.8 mm, manual flooding
- 11-31-4150 Ø 45 mm, automatic flooding
- 11-31-4250 Ø 50.8 mm, automatic flooding

## Guidelines for the number of birds/feed pan



The bird numbers shown in the diagram are average values and can vary depending on the breed, stocking density and climate. Please seek advice from your bird supplier.

Also consider differing applicable regulations from the specific rules of each country.

## Technical data of AUGERMATIC conveying system

- feed hopper contents approx. 115 l / 75 kg
- extension for feed hopper contents approx. 38 l / 25 kg
- max. system length 150 m
- feed tube with 1, 2, 3 holes Ø 45 mm or 50.8 mm
- length of tube 3000 mm + sleeve coupling
- drive unit with gear motor 0.37/0.55 kW, 230/400 V, 50 Hz, 3 phases, 320 rpm special voltages upon request
- conveying capacity approx. 450 kg/h
- size of pellets up to max. 4 mm
- suspension central ceiling winch: as manual or motor winch



**Big Dutchman**

**Deutschland**  
**Big Dutchman International GmbH**  
 Postfach 1163 · 49360 Vechta · Germany  
 Tel. +49 (0) 4447-801-0  
 Fax +49 (0) 4447-801-237  
 E-Mail: big@bigdutchman.de

**Asien**  
**Big Dutchman Asia**  
 No. 25, Jalan Pemberita (U1/49)  
 Temasya Industrial Park · Section U1  
 40150 Shah Alam · Selangor Darul Ehsan · Malaysia  
 Tel. +60-3-519 23 20 · Fax +60-3-519 58 30  
 e-mail: bdasia@bda.com.my

**USA**  
**Big Dutchman, Inc.**  
 P.O. Box 1017 · Holland, MI 49422-1017 · USA  
 Tel. +1-616-392-5981  
 Fax +1-616-392-6188  
 e-mail: bigd@bigdutchmanusa.com

